

MBR120HW/MBR140HW SURFACE MOUNT SCHOTTKY BARRIER DIODE



Features

- Low Turn-on Voltage
- Fast Switching
- PN Junction Guard Ring Transient and ESD Protection
- Designed for Surface Mount Application
- Plastic Material —UL Recognition Flammability Classification 94V-0
- Green Products in Compliance with the ROHS Directive
- This is a Pb – Free Device
- All SMC parts are traceable to the wafer lot
- Additional testing can be offered upon request

Circuit Diagram



Mechanical Data

- Case: SOD-123, Molded Plastic
- Terminals: Plated Leads Solderable per MIL-STD-202, Method 208
- Polarity: Cathode Band
- Weight: 0.01 grams(approx)

Maximum Ratings and Electrical Characteristics @T_A=25°C unless otherwise specified

Characteristic	Symbol	MBR120HW	MBR140HW	Unit
Peak Repetitive Reverse Voltage	V _{RRM}			V
Working Peak Reverse Voltage	V _{RWM}	20	40	
DC Blocking Voltage	V _R			
Forward Continuous Current(Note1)	I _F	1.0		A
Non-Repetitive Peak Forward Surge Current 8.3ms Single half sine-wave superimposed on rated load(JEDEC Method)	I _{FSM}	25		A
Power Dissipation(Note1)	P _D	450		mW
Maximum Forward Voltage Drop@I _F =1.0A	V _{FM}	0.45	0.55	V
Peak Reverse Leakage Current @DC Blocking Voltage	I _{RM}	0.4	0.5	mA
Typical Junction Capacitance(V _R =4V DC, f=1MHz)	C _T	50		pF
Typical Thermal Resistance, Junction to Ambient Air(Note1)	R _{θJA}	222		°C/W
Junction and Storage Temperature Range	T _J , T _{STG}	-65 to +125		°C

Note: 1. Valid provided that terminals are kept at ambient temperature.

Ratings and Characteristics Curves

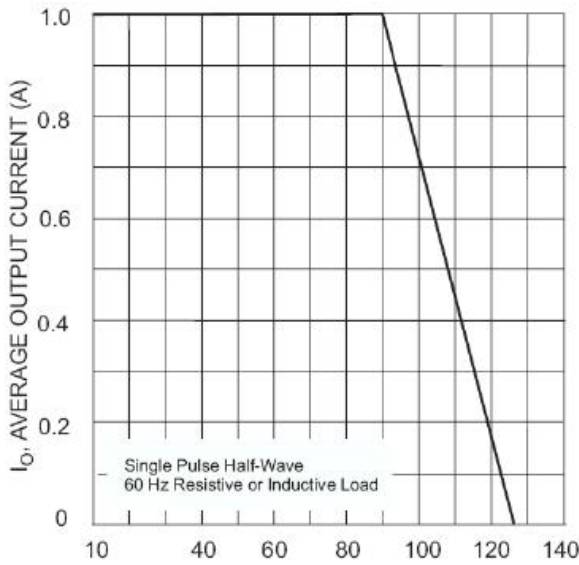


Fig. 1 Forward Current Derating Curve

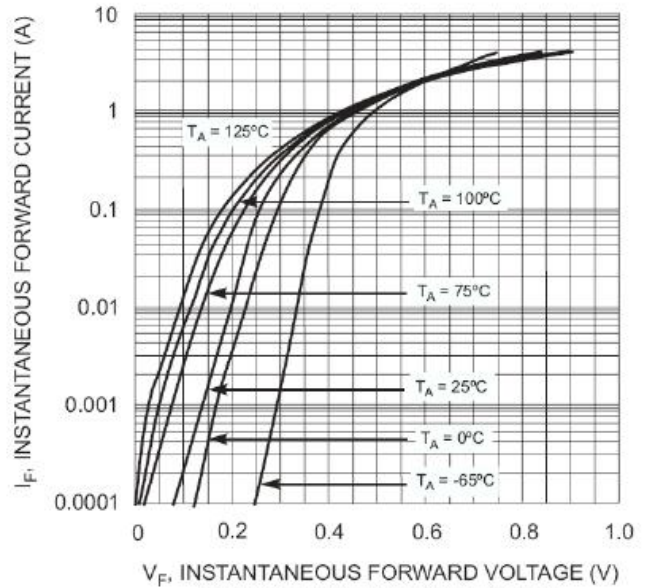


Fig. 2 Typical Forward Characteristics

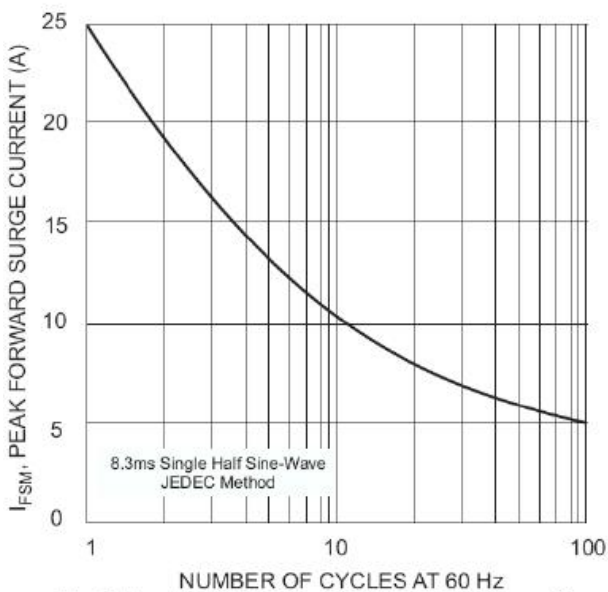


Fig. 3 Maximum Non-Repetitive Peak Fwd Surge Current

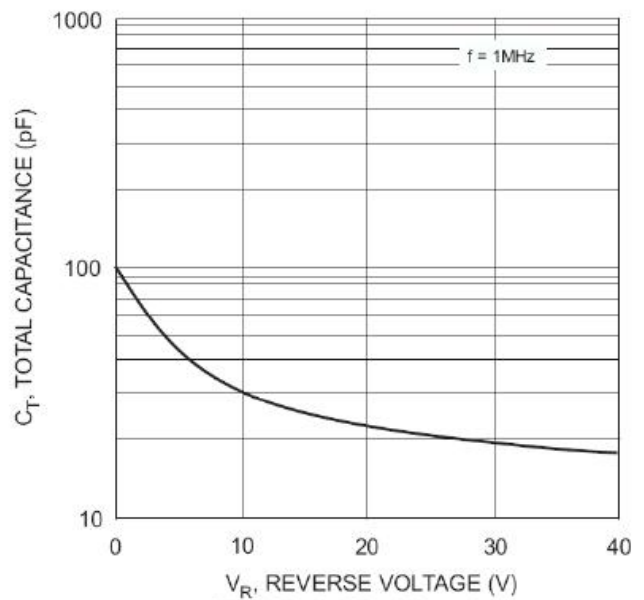
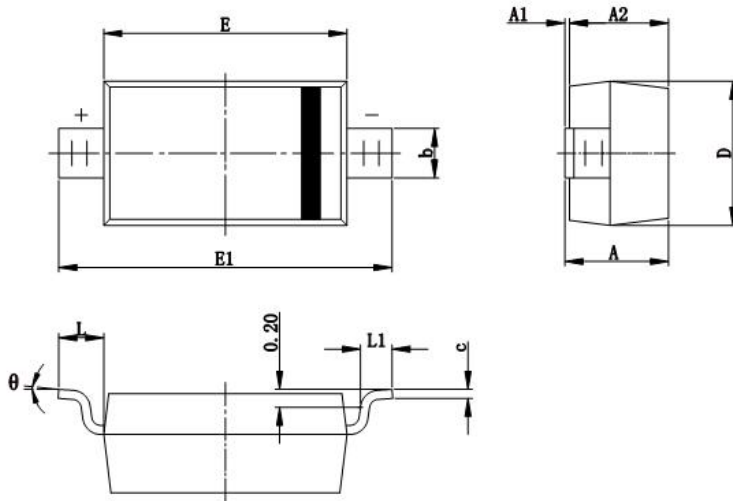


Fig. 4 Typical Total Capacitance

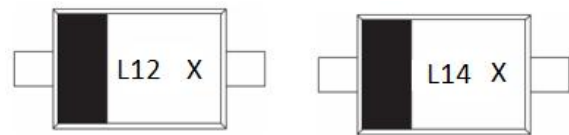
Mechanical Dimensions SOD-123


SYMBOL	Millimeters		Inches	
	MIN.	MAX.	MIN.	MAX.
A	1.050	1.250	0.041	0.049
A1	0.000	0.100	0.000	0.004
A2	1.050	1.150	0.041	0.045
b	0.450	0.650	0.018	0.026
c	0.080	0.150	0.003	0.006
D	1.500	1.700	0.059	0.067
E	2.600	2.800	0.102	0.110
E1	3.550	3.850	0.140	0.152
L	0.500 REF.		0.020 REF.	
L1	0.250	0.450	0.010	0.018
θ	0°	8°	0°	8°

Ordering Information

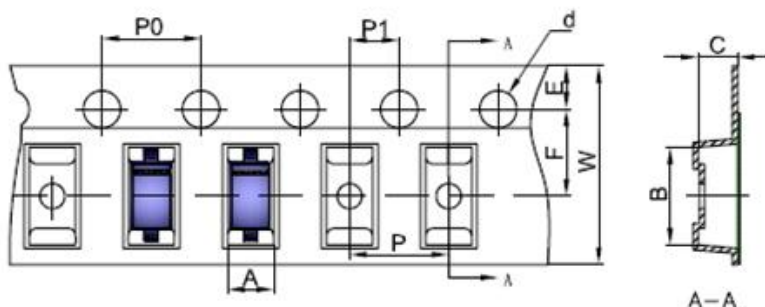
Device	Package	Shipping
MBR120HW MBR140HW	SOD-123 (Pb-Free)	3000pcs / reel

For information on tape and reel specifications, including part orientation and tape sizes, please refer to our tape and reel packaging specification.

Marking Diagram

MBR120HW
MBR140HW

Where X is Date Code

L12/L14 = Part Name

Carrier Tape Specification SOD-123


SYMBOL	Millimeters	
	Min.	Max.
A	1.80	1.90
B	3.89	3.99
C	1.52	1.62
d	1.45	1.65
E	1.65	1.85
F	3.40	3.60
P	3.90	4.10
P0	3.90	4.10
P1	1.90	2.10
W	7.90	8.30



DISCLAIMER:

- 1- The information given herein, including the specifications and dimensions, is subject to change without prior notice to improve product characteristics. Before ordering, purchasers are advised to contact the SMC - Sangdest Microelectronics (Nanjing) Co., Ltd sales department for the latest version of the datasheet(s).
- 2- In cases where extremely high reliability is required (such as use in nuclear power control, aerospace and aviation, traffic equipment, medical equipment, and safety equipment), safety should be ensured by using semiconductor devices that feature assured safety or by means of users' fail-safe precautions or other arrangement.
- 3- In no event shall SMC - Sangdest Microelectronics (Nanjing) Co., Ltd be liable for any damages that may result from an accident or any other cause during operation of the user's units according to the datasheet(s). SMC - Sangdest Microelectronics (Nanjing) Co., Ltd assumes no responsibility for any intellectual property claims or any other problems that may result from applications of information, products or circuits described in the datasheets.
- 4- In no event shall SMC - Sangdest Microelectronics (Nanjing) Co., Ltd be liable for any failure in a semiconductor device or any secondary damage resulting from use at a value exceeding the absolute maximum rating.
- 5- No license is granted by the datasheet(s) under any patents or other rights of any third party or SMC - Sangdest Microelectronics (Nanjing) Co., Ltd.
- 6- The datasheet(s) may not be reproduced or duplicated, in any form, in whole or part, without the expressed written permission of SMC - Sangdest Microelectronics (Nanjing) Co., Ltd.
- 7- The products (technologies) described in the datasheet(s) are not to be provided to any party whose purpose in their application will hinder maintenance of international peace and safety nor are they to be applied to that purpose by their direct purchasers or any third party. When exporting these products (technologies), the necessary procedures are to be taken in accordance with related laws and regulations..